


Single / Three Phase Cable and Phasing Identification System

EZ-Cable ID



CE



**Avoid
Live Cable
Cut Ins!**

**Can identify
single and three
phase cables**



HV Diagnostics
INC.

EZ-Cable ID

Cable and Phase Identification

Product Design / Description



Which cable is correct?

The EZ-Cable ID test instrument allows electrical testing personnel to accurately and effectively identify either one or three cables or cores anywhere along the length of the cable in one identification process. This can be done on both energized and de-energized cables for both single phase and three phase networks. In addition to identifying the correct cable and phase, the resultant current and frequency in a cable can also be measured by the instrument. The instrument consists of 4 main items: A receiver (RX), transmitter (TX), pickup sensor/s and inductive clamp/s (see options), all housed in a rugged, injection molded carrying case.

The instrument is extremely easy to use in both day and night time environments and can be powered by either the internal battery, AC mains or from an auxiliary 12V DC supply. The receiver is battery operated, has a backlit LCD display, housed in a rugged rubber holster and has a flexible pickup coil to easily wrap around cables.



EZ-Cable ID xi3 shown above

Correct identification of a cable is often required for many types of applications. These include the “cutting in” of a new transformer or switch into an existing cable, correct identification of cables in a trench, manhole, or cable tray, before spiking/cutting – the list goes on. The EZ-Cable ID unit offers enhanced identification of energized cables, even those carrying high load currents that often cause other ID units on the market to malfunction.

The EZ-Cable ID transmitter injects a special coded pulse sequence into one to three cables. The characteristics of these injected pulses are determined by the cable system that it is connected to. The verification process is then used to automatically establish and record these reference injected signals at the known reference location on the cable. The identification process then correctly identifies or rejects the cables at the unknown point along the cable, by comparing the detected signals to those obtained during the verification process.

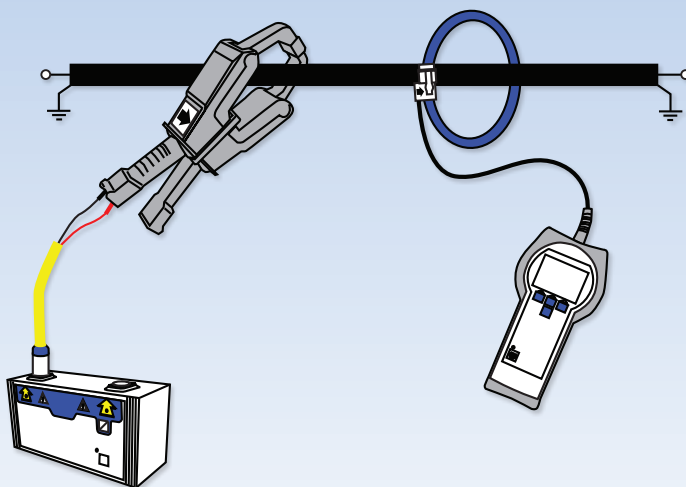


Safety Precaution:
Always treat cables as potentially energized.



Important Features

- Extremely simple, menu operated, automated backlit user interface.
- Simultaneous single and multi-phase identification of both energized and de-energized circuits (see options). There is no need to repeatedly go back and recalibrate the instrument after a single cable is identified.
- 3 cables can be identified in one action.
- Can be used on single and multicore cables.
- Non-volatile memory to store parameters.
- Load current and frequency measurement.
- Excellent noise immunity when identifying cables carrying high load current.
- Flexible pickup coil for tight congested cable locations.
- Handheld pickup coil "PUC" to ID and phase 3 conductor/ network type cables
- Powered by integrated battery or external ac mains.
- Correct phasing and identification of a three phase cable system, without having to remove any safety grounds on the cable.
- Prevention of user inadvertently changing gain / sensitivity settings to cause a possible wrong ID of a cable.
- Sophisticated algorithm assures accuracy during identifying process.
- Connection error notification – instrument notifies operator if a poor connection hookup is present.
- Can be used on LV, MV and transmission cable systems.
- Identification of cables through multiple transformers.
- Rugged transport case includes an internal cable pouch to neatly house alligator clips, test leads, power cords, etc.




TECHNICAL DATA FOR THE EZ-CABLE ID UNIT

Transmitter	Description
Input Supply Voltage	Integrated Battery: 12V SLA (Sealed Lead Acid), 2.9Ahr AC Shore Power: 85 ~ 264VAC, 47~440HZ / 120-370VDC Auxiliary DC: 12V DC auto type supply [9.6~15V DC reverse protected]
Output Pulse Voltage	125V peak
Output Pulse Cycling	Single Phase ~2 Seconds, Multi-Phase ~5 Seconds
Output Pulse Current	100A max. Actual current dependent on loop impedance
Power Consumption	21W
Battery Status	LED indication: Full (Green), Medium (Amber), Low (Red), Critical (Blinking Red)
Battery Life	7 hrs (Single Phase)
Charging Time	4.5 hrs
Pulse Indication	LED and audio for each channel with status indication
Environmental Protection	IP52
Operating Temperature	-10 ~ 55°C / 14 ~130°F
Dimensions	240 x 120 x 90 mm / 9.4" x 4.7" x 3.5"
Weight	2.1 kg / 4.6 lbs

Receiver	Description
Input Supply Voltage	4 AA Batteries (6.0V nominal), Alkaline or rechargeable
Power Frequency Current	0 ~ 500A (50/60 Hz) +/- 10% at reading, Resolution: 0.1A
Sensitivity	Direct/Indirect: <1000 Ohms or 0.1 Amps
Memory	Non-volatile storage of ID parameters
Display	128 x 64 pixel, monochrome
Battery Life	>24 hrs
Environmental Protection	IP62
Operating Temperature	-10 ~ 55°C / 14 ~130°F
Signal Detection Sensor	Flexible pickup coil, ID: 180mm/7.0" (CAT III 1000V)
Dimensions	240 x 120 x 55mm/ 9.4" x 4.7" x 2.2"
Weight	0.7kg / 1.6 lbs

ORDERING INFORMATION

Part Number	Description
900 001	EZ-Cable IDx: Three Phase Cable ID and Cable Phasing unit for de-energized cables. Consists of Transmitter, Receiver in rubber holster, rugged transport case, AC Power Lead, Auto 12V Lead, Three Phase Direct Test Leads (2m / 6.5ft) with alligator clips, and a Flexible Pick Up Sensor. Weight: 20 lbs, 9.1 kg. Case dimensions: 21 x 16 x 8 in. / 533 x 406 x 203 mm
900 002	EZ-Cable IDxi: As above plus can be used on single phase energized cables; includes 1 inductive clamp-on CT. Weight: 23 lbs, 10.4 kg. Case dimensions: 21 x 16 x 8 in. / 533 x 406 x 203 mm
900 003	EZ-Cable IDxi3: As above plus can be used on three phase energized cables; includes 2 inductive clamp-on CTs. Weight: 28 lbs, 12.7 kg. Case dimensions: 21 x 16 x 8 in. / 533 x 406 x 203 mm
Optional Items	
900 010	Inductive clamp-on CT; ID:70mm / 2.75" ; Weight: 2.6 lbs, 1.2 kg (CAT III 600V)
900 111	Handheld Pickup Sensor for Rx ("PUC")
900 030	Extension Cable for Rx Sensors (2.5m/8ft)
900 031	L1 and L2 Extension Cables for Tx (15m/50ft)



Note: Due to continuous development, the information detailed in this document may change without notice.